

**GOTHIC-85
FLOOD LIGHT**

divinitylights





GOTHIC-85 FLOOD LIGHT

Gothic 85 Flood Light has:

- Luminaire housing of die cast- aluminium
- Surface / Spike / Clamp Mounted
- Effortless installation
- Surface powder coated
- Technology for maximum efficiency
- Tempered glass
- Zero multiple shadows
- Various beam angle range from 5° (Narrow) to 90° (Wide Beam)
- LED with effective colour rendering
- Interpretation of the real environment light
- Finned heat sinks to dissipate heat and increase performance

Quick Info

CRI ≥ 90

2700K, 3000K, 4000K

Non-Dimmable/ Dali-Dimmable

SDCM<3

Clear Tempered Glass

L70 @50,000h

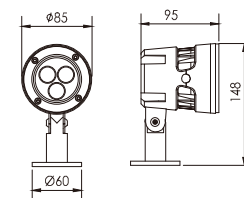
Aluminium Die-Cast

Types

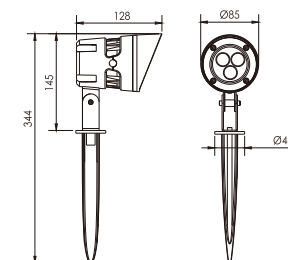
Surface/ Spike / Clamp

Single Line Diagram

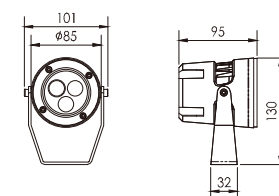
Surface



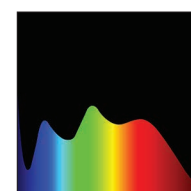
Spike



Clamp



Light Distribution



CRI ≥ 90

GOTHIC- 85 FLOOD LIGHT



GOTHIC-85 FLOOD LIGHT

Product Order Code	System Power	Dimensions
1531	10W	Dia=85mm, L=95mm, H=148mm

GOTHIC-85 SPIKE MOUNTED

Product Order Code	System Power	Dimensions
1532	10W	Dia=85mm, L=128mm, With Spike H=344mm

GOTHIC-85 CLAMP MOUNTED

Product Order Code	System Power	Dimensions
1533	10W	Dia=85mm, L=95mm, H=130mm

Order Options

CCT (Colour Temperature)

2700K
3000K
4000K

CRI

>90

Beam Angle

5°
15°
25°
45°
60°
90°

Control

Non-Dimmable



Dali-Dimmable



Mounting Type

Surface
Spike
Clamp Mounted

Material Colour

Grey

